

# AKL<sup>®</sup> AIR CONDITIONER



Большая библиотека технической документации  
<http://splitoff.ru/tehn-doc.html>  
каталоги, инструкции, сервисные мануалы, схемы.

# AKL<sup>®</sup> AIR CONDITIONER



NINGBO AKL ELECTRIC CO., LTD



ROHS ISO9001

## About Us

Founded in 2002, Ningbo AKL Electric Co., Ltd is reknowned as a modernized manufacturing factory that specializes in developing, researching and manufacturing of air source heat pump water heater, air conditioner, and swimming pool heat pump. It is located in the port city Ningbo which is a home appliance producing base in china.

Our company has perfect product performance laboratory and inspection equipment for production. The person in charge with technical development and quality management are all the professionals from the home appliance industry so we have the stronger abilities of technical development and quality management. We have passed many international quality certificates like CCC,CE, ISO-9001, ROHS, ISO-1400 etc. and also hold many honors issued by Chinese national authority.

After several years' steady development, so far, annual output of air source heat pump water heater, air conditioner and swimming pool heat pump is about 500000 sets for each kind, and we have rich experiences in producing OEM products. More than 80% of our products are exported to more than 50 countries and regions, such as Europe, Africa, Middle East, South America, East Asian, South Asian, Taiwan, etc. We have the licence of importing and exporting.



AKL Air Conditioner, Air Source Heat Pump Water Heater Production Base

# The quality is from the named brand parts

The compressor of air-conditioners as a heart of human beings. AKL air-conditioner adopts world famous brand TOSHIBA, HIGHLY compressor, lower noise and long service life.




#### Elaborate designing, highly efficient refrigeration

Adopted world-famous compressor such as Mitsubishi, TOSHIBA etc, enable high efficiency cooling and long service for air conditioner unit.



#### Multi-folds evaporator

Multi-fold evaporator in indoor unit could enlarge the expel heat area and enhance the cooling/heating efficiency, also make the units more compact in size.



#### Super-quality internal threaded copper pipe

Superior inner-grooved copper tube that enable refrigerant flow much faster in the copper tube, enhance heat-exchange efficiency up to 30-50% compared with the traditional smooth copper tube.




#### Hydrophilic film aluminum foil

Blue-colored hydrophilic alum foil in indoor unit that free from water contamination, which enhance the heat-exchange efficiency.





### Split type Indoor Unit Components



**Cross fan**

With an antibacterial form aala, it can suppress the proliferation of bacteria & fun and prevent the causes of foul odors  
Together with low noise fan motor keep you in silent and easy environment.

**Heat-exchanger**

Efficient heat exchanger, speed cooling and heating.

**Prefilter**

High quality air filter with efficient dust purifying function.

Various elegant appearance design  
for your choice



## >Wall split Type



### Name brand compressor

TOSHIBA, HIGHLY and SANYO famed compressor for high efficiency, high reliability, longevity, lower noise, Over-current protection, Over-temperature protection, Liquid anti-strike capacity, good Liquid anti-strike capacity, High and low voltage protection and so on.

### Name brand motor

Adopt a famous brand motor with big diameter fans. Designed according to engineering elements, the air conditioners have the advantages of low noise, high reliability, water proof, high temperature resistance, and longer life-span, which can reach more than 50000 hours. and the air conditioners can improve energy efficiency ratio markedly.

### Name brand heat exchanger

With inner-groove copper pipe and blue-colored heat exchanger, makes the heat-exchange's efficiency increase 25%, no scale and easy to clean



## F Series



### Feature&Function

- 1: Use the Name Brand rotary type compressor
- 2: VFD temperature digital display
- 3: Self-diagnose capability, error code showing
- 4: Auto-defrosting, Energy Saving, Quiet operation
- 5: Sleeping Mode, Remote Control

BTU	Model	Capacity(w)		Weight(kg)		Package Dimension(mm)		40HQ (pcs)
		Cooling	Heating	Indoor	Outdoor	Indoor unit	Outdoor unit	
9000BTU	KF(R)-25GW/F	2500	2550	8	26	845*315*220	725*320*550	355
12000BTU	KF(R)-35GW/F	3500	3600	9	32	845*315*220	860*350*600	275
15000BTU	KF(R)-45GW/F	4500	4600	12	38	935*345*225	860*350*600	260
18000BTU	KF(R)-50GW/F	5000	5050	14	43	1055*365*255	860*350*600	235
24000BTU	KF(R)-70GW/F	7000	7100	16	55	1055*365*255	920*400*750	175

## L Series



### Feature&Function

- 1: Use the Name Brand rotary type compressor
- 2: VFD temperature digital display
- 3: Self-diagnose capability, error code showing
- 4: Auto-defrosting, Energy Saving, Quiet operation
- 5: Sleeping Mode, Remote Control

BTU	Model	Capacity(w)		Weight(kg)		Package Dimension(mm)		40HQ (pcs)
		Cooling	Heating	Indoor	Outdoor	Indoor unit	Outdoor unit	
9000BTU	KF(R)-25GW/L	2500	2550	8	26	845*315*220	725*320*550	355
12000BTU	KF(R)-35GW/L	3500	3600	9	32	845*315*220	860*350*600	275
15000BTU	KF(R)-45GW/L	4500	4600	12	38	935*345*225	860*350*600	260
18000BTU	KF(R)-50GW/L	5000	5050	14	43	1055*365*255	860*350*600	235
24000BTU	KF(R)-70GW/L	7000	7100	16	55	1055*365*255	920*400*750	175

## K Series



### Feature&Function

- 1: Use the Name Brand rotary type compressor
- 2: VFD temperature digital display
- 3: Self-diagnose capability, error code showing
- 4: Auto-defrosting, Energy Saving, Quiet operation
- 5: Sleeping Mode, Remote Control

BTU	Model	Capacity(w)		Weight(kg)		Package Dimension(mm)		40HQ (pcs)
		Cooling	Heating	Indoor	Outdoor	Indoor unit	Outdoor unit	
9000BTU	KF(R)-25GW/K	2500	2550	8	26	845*315*220	725*320*550	355
12000BTU	KF(R)-35GW/K	3500	3600	9	32	845*315*220	860*350*600	275
15000BTU	KF(R)-45GW/K	4500	4600	12	38	935*345*225	860*350*600	260
18000BTU	KF(R)-50GW/K	5000	5050	14	43	1055*365*255	860*350*600	235
24000BTU	KF(R)-70GW/K	7000	7100	16	55	1055*365*255	920*400*750	175



quiet operation



low voltage  
startup



high efficiency  
compressor



double muting  
technology



Two-bend  
evaporator



Negative ion



high efficiency  
cooling&heating

## A Series



### Feature&Function

- 1: Use the Name Brand rotary type compressor
- 2: LED temperature digital display
- 3: Self-diagnose capability, error code showing
- 4: Auto-defrosting, Energy Saving, Quiet operation
- 5: Sleeping Mode, Remote Control

BTU	Model	Capacity(w)		Weight(kg)		Package Dimension(mm)		40HQ (pcs)
		Cooling	Heating	Indoor	Outdoor	Indoor unit	Outdoor unit	
9000BTU	KF(R)-25GW/A	2500	2550	9	26	835*305*220	725*320*550	350
12000BTU	KF(R)-35GW/A	3500	3600	10	33	930*340*225	860*340*600	270
18000BTU	KF(R)-50GW/A	5000	5050	14	41	1050*360*240	860*340*600	235
24000BTU	KF(R)-70GW/A	7000	7100	16	55	1050*360*240	918*400*750	175

## N Series



### Feature&Function

- 1: Use the Name Brand rotary type compressor
- 2: VFD temperature digital display
- 3: Self-diagnose capability, error code showing
- 4: Auto-defrosting, Energy Saving, Quiet operation
- 5: Sleeping Mode, Remote Control

BTU	Model	Capacity(w)		Weight(kg)		Package Dimension(mm)		40HQ (pcs)
		Cooling	Heating	Indoor	Outdoor	Indoor unit	Outdoor unit	
9000BTU	KF(R)-25GW/N	2500	2500	8	26	745*310*250	725*320*550	360
12000BTU	KF(R)-35GW/N	3500	3050	9	33	890*310*250	860*340*600	270

## H Series



### Feature&Function

- 1: Use the Name Brand rotary type compressor
- 2: LED temperature digital display
- 3: Self-diagnose capability, error code showing
- 4: Auto-defrosting, Energy Saving, Quiet operation
- 5: Sleeping Mode, Remote Control

BTU	Model	Capacity(w)		Weight(kg)		Package Dimension(mm)		40HQ (pcs)
		Cooling	Heating	Indoor	Outdoor	Indoor unit	Outdoor unit	
9000BTU	KF(R)-25GW/H	2500	2550	9	26	835*305*215	725*320*550	350
12000BTU	KF(R)-35GW/H	3500	3600	10	33	920*330*220	860*340*600	270
18000BTU	KF(R)-50GW/H	5000	5050	14	41	1050*360*240	860*340*600	235
24000BTU	KF(R)-70GW/H	7000	7100	16	55	1050*360*240	918*400*750	175
30000BTU	KF(R)-90GW/H	9000	9050	16	55	1250*360*240	1090*440*890	100



quiet operation



low voltage  
startup



high efficiency  
compressor



double muting  
technology



Two-bend  
evaporator



Negative ion



high efficiency  
cooling&heating



## B Series



### Feature&Function

- 1: Use the Name Brand rotary type compressor
- 2: LED temperature digital display
- 3: Self-diagnose capability, error code showing
- 4: Auto-defrosting, Energy Saving, Quiet operation
- 5: Sleeping Mode, Remote Control

BTU	Model	Capacity(w)		Weight(kg)		Package Dimension(mm)		40HQ (pcs)
		Cooling	Heating	Indoor	Outdoor	Indoor unit	Outdoor unit	
9000BTU	KF(R)-25GW/F	2500	2550	8	26	845*315*220	725*320*550	355
12000BTU	KF(R)-35GW/F	3500	3600	9	32	845*315*220	860*350*600	275
15000BTU	KF(R)-45GW/F	4500	4600	12	38	935*345*225	860*350*600	260
18000BTU	KF(R)-50GW/F	5000	5050	14	43	1055*365*255	860*350*600	235
24000BTU	KF(R)-70GW/F	7000	7100	16	55	1055*365*255	920*400*750	175

## F1 Series



### Feature&Function

- 1: Use the Name Brand rotary type compressor
- 2: LED temperature digital display
- 3: Self-diagnose capability, error code showing
- 4: Auto-defrosting, Energy Saving, Quiet operation
- 5: Sleeping Mode, Remote Control

BTU	Model	Capacity(w)		Weight(kg)		Package Dimension(mm)		40HQ (pcs)
		Cooling	Heating	Indoor	Outdoor	Indoor unit	Outdoor unit	
9000BTU	KF(R)-25GW/F1	2500	2550	9	26	835*305*215	725*320*550	355
12000BTU	KF(R)-35GW/F1	3500	3600	10	33	920*330*220	860*340*600	265
18000BTU	KF(R)-50GW/F1	5000	5050	14	41	1050*360*240	860*340*600	240

## F2 Series



### Feature&Function

- 1: Use the Name Brand rotary type compressor
- 2: LED temperature digital display
- 3: Self-diagnose capability, error code showing
- 4: Auto-defrosting, Energy Saving, Quiet operation
- 5: Sleeping Mode, Remote Control

BTU	Model	Capacity(w)		Weight(kg)		Package Dimension(mm)		40HQ (pcs)
		Cooling	Heating	Indoor	Outdoor	Indoor unit	Outdoor unit	
18000BTU	KF(R)-50GW/F2	5000	5050	14	41	1050*360*240	860*340*600	265
24000BTU	KF(R)-70GW/F2	7000	7100	16	55	1050*360*240	918*400*750	180



quiet operation



low voltage  
startup



high efficiency  
compressor



double muting  
technology



Two-bend  
evaporator



Negative ion



high efficiency  
cooling&heating



## >Floor Standing Type



### Name brand compressor

TOSHIBA,HIGHLY and SANYO famed compressor for high efficiency, high reliability, longevity, lower noise,Over-current protection, Over-temperature protection, Liquid anti-strike capacity, good Liquid anti-strike capacity, High and low voltage protection and so on.

### Name brand motor

Adopt a famous brand motor with big diameter fans. Designed according to engineering elements, the air conditioners have the advantages of low noise, high reliability, water proof, high temperature resistance,and longer life-span, which can reach more than 50000 hours. and the air conditioners can improve energy efficiency ratio markedly.

### Name brand heat exchanger

With inner-groove copper and blue-colored heat exchanger, makes the heat-exchange's efficiency increase 25%, no scale and easy to clean





## Feature&Function

- 1: Use the Name Brand rotary and scroll type compressor
- 2: VFD temperature digital display
- 3: Self-diagnose capability, error code showing
- 4: Auto-defrosting, Energy Saving, Quiet operation
- 5: Sleeping Model, Remote Control



quiet operation



low voltage startup



high efficiency compressor



double muting technology



Two-bend evaporator



Negative ion



high efficiency cooling&heating

BTU	Model	Capacity(w)		Weight(kg)		Package Dimension(mm)		40HQ (pcs)
		Cooling	Heating	Indoor	Outdoor	Indoor unit	Outdoor unit	
18000BTU	KF(R)-50LW	5000	5000	35	55	17500*310*560	860*340*600	100
24000BTU	KF(R)-70LW	7000	7050	42	65	17500*310*560	918*400*750	85
30000BTU	KF(R)-90LW	9000	9100	45	86	1870*370*600	990*440*890	70
42000BTU	KF(R)-120LW / S	12000	12500	55	118	1980*420*695	1980*420*695	50
48000BTU	KF(R)-140LW / S	14000	14500	58	125	1900*335*605	1980*420*695	50

## >Window Type

### Feature&Function

- 1: Use the Name Brand rotary type compressor
- 2: Auto-defrosting, Energy Saving, Quiet operation
- 3: Sleeping Mode, Remote Control



Cooling only  
KC-25  
KC-35  
KC-45



Cooling and Heating  
KCR-25  
KCR-35  
KCR-45



Cooling only  
KC-50  
KC-70



Cooling and Heating  
KCR-50  
KCR-70



quiet operation



low voltage startup



high efficiency compressor



double muting technology



Two-bend evaporator



Negative ion



high efficiency cooling&heating

BTU	Model	Capacity		weight	Package Dimension(mm)	40HQ (pcs)
		Cooling	Heating			
9000BTU	KC(R)-25(Y)	2500	2550	32	420*450*350	450
12000BTU	KC(R)-35(Y)	3500	3500	45	420*450*350	450
15000BTU	KC(R)-45(Y)	4500	4500	48	600*570*440	340
18000BTU	KC(R)-50(Y)	5000	5100	60	750*700*520	220
24000BTU	KC(R)-70(Y)	7000	7000	65	750*700*520	220

## >Cassette Type

### Feature&Function

- 1: Use the Name Brand rotary and scroll type compressor
- 2: Auto-defrosting, Energy Saving, Quiet operation
- 3: Sleeping Mode, Remote Control



Cooling only  
 KF-50QW  
 KF-70QW  
 KF-120QW/S



Cooling and Heating  
 KFR-50QW  
 KFR-70QW  
 KFR-120QW/S



quiet operation



low voltage startup



high efficiency compressor



double muting technology



Two-bend evaporator



Negative ion



high efficiency cooling&heating

BTU	Model	Capacity(w)		Weight(kg)		Package Dimension(mm)	
		Cooling	Heating	Indoor	Outdoor	Indoor unit	Outdoor unit
18000BTU	KF(R)-50QW	5000	5100	33	45	680*680*430	860*340*600
24000BTU	KF(R)-70QW	7000	7100	44	65	950*950*460	918*400*750
42000BTU	KF(R)-120QW/S	12000	12500	52	118	950*950*460	1980*420*695

# The quality is from the named brand parts

The compressor of air-conditioners as a heart of human beings. AKL air-conditioner adopts world famous brand TOSHIBA, HIGHLY compressor, lower noise and long service life.




#### Elaborate designing, highly efficient refrigeration

Adopted world-famous compressor such as Mitsubishi, TOSHIBA etc, enable high efficiency cooling and long service for air conditioner unit.



#### Multi-folds evaporator

Multi-fold evaporator in indoor unit could enlarge the expel heat area and enhance the cooling/heating efficiency, also make the units more compact in size.



#### Super-quality internal threaded copper pipe

Superior inner-grooved copper tube that enable refrigerant flow much faster in the copper tube, enhance heat-exchange efficiency up to 30-50% compared with the traditional smooth copper tube.




#### Hydrophilic film aluminum foil

Blue-colored hydrophilic alum foil in indoor unit that free from water contamination, which enhance the heat-exchange efficiency.





### Split type Indoor Unit Components



**Cross fan**

With an antibacterial form aala, it can suppress the proliferation of bacteria & fun and prevent the causes of foul odors  
Together with low noise fan motor keep you in silent and easy environment.

**Heat-exchanger**

Efficient heat exchanger, speed cooling and heating.

**Prefilter**

High quality air filter with efficient dust purifying function.

Various elegant appearance design  
for your choice



## >Wall split Type



### Name brand compressor

TOSHIBA, HIGHLY and SANYO famed compressor for high efficiency, high reliability, longevity, lower noise, Over-current protection, Over-temperature protection, Liquid anti-strike capacity, good Liquid anti-strike capacity, High and low voltage protection and so on.

### Name brand motor

Adopt a famous brand motor with big diameter fans. Designed according to engineering elements, the air conditioners have the advantages of low noise, high reliability, water proof, high temperature resistance, and longer life-span, which can reach more than 50000 hours. and the air conditioners can improve energy efficiency ratio markedly.

### Name brand heat exchanger

With inner-groove copper pipe and blue-colored heat exchanger, makes the heat-exchange's efficiency increase 25%, no scale and easy to clean





## F Series



### Feature&Function

- 1: Use the Name Brand rotary type compressor
- 2: VFD temperature digital display
- 3: Self-diagnose capability, error code showing
- 4: Auto-defrosting, Energy Saving, Quiet operation
- 5: Sleeping Mode, Remote Control

BTU	Model	Capacity(w)		Weight(kg)		Package Dimension(mm)		40HQ (pcs)
		Cooling	Heating	Indoor	Outdoor	Indoor unit	Outdoor unit	
9000BTU	KF(R)-25GW/F	2500	2550	8	26	845*315*220	725*320*550	355
12000BTU	KF(R)-35GW/F	3500	3600	9	32	845*315*220	860*350*600	275
15000BTU	KF(R)-45GW/F	4500	4600	12	38	935*345*225	860*350*600	260
18000BTU	KF(R)-50GW/F	5000	5050	14	43	1055*365*255	860*350*600	235
24000BTU	KF(R)-70GW/F	7000	7100	16	55	1055*365*255	920*400*750	175

## L Series



### Feature&Function

- 1: Use the Name Brand rotary type compressor
- 2: VFD temperature digital display
- 3: Self-diagnose capability, error code showing
- 4: Auto-defrosting, Energy Saving, Quiet operation
- 5: Sleeping Mode, Remote Control

BTU	Model	Capacity(w)		Weight(kg)		Package Dimension(mm)		40HQ (pcs)
		Cooling	Heating	Indoor	Outdoor	Indoor unit	Outdoor unit	
9000BTU	KF(R)-25GW/L	2500	2550	8	26	845*315*220	725*320*550	355
12000BTU	KF(R)-35GW/L	3500	3600	9	32	845*315*220	860*350*600	275
15000BTU	KF(R)-45GW/L	4500	4600	12	38	935*345*225	860*350*600	260
18000BTU	KF(R)-50GW/L	5000	5050	14	43	1055*365*255	860*350*600	235
24000BTU	KF(R)-70GW/L	7000	7100	16	55	1055*365*255	920*400*750	175


## K Series



### Feature&Function

- 1: Use the Name Brand rotary type compressor
- 2: VFD temperature digital display
- 3: Self-diagnose capability, error code showing
- 4: Auto-defrosting, Energy Saving, Quiet operation
- 5: Sleeping Mode, Remote Control

BTU	Model	Capacity(w)		Weight(kg)		Package Dimension(mm)		40HQ (pcs)
		Cooling	Heating	Indoor	Outdoor	Indoor unit	Outdoor unit	
9000BTU	KF(R)-25GW/K	2500	2550	8	26	845*315*220	725*320*550	355
12000BTU	KF(R)-35GW/K	3500	3600	9	32	845*315*220	860*350*600	275
15000BTU	KF(R)-45GW/K	4500	4600	12	38	935*345*225	860*350*600	260
18000BTU	KF(R)-50GW/K	5000	5050	14	43	1055*365*255	860*350*600	235
24000BTU	KF(R)-70GW/K	7000	7100	16	55	1055*365*255	920*400*750	175



## A Series



### Feature&Function

- 1: Use the Name Brand rotary type compressor
- 2: LED temperature digital display
- 3: Self-diagnose capability, error code showing
- 4: Auto-defrosting, Energy Saving, Quiet operation
- 5: Sleeping Mode, Remote Control

BTU	Model	Capacity(w)		Weight(kg)		Package Dimension(mm)		40HQ (pcs)
		Cooling	Heating	Indoor	Outdoor	Indoor unit	Outdoor unit	
9000BTU	KF(R)-25GW/A	2500	2550	9	26	835*305*220	725*320*550	350
12000BTU	KF(R)-35GW/A	3500	3600	10	33	930*340*225	860*340*600	270
18000BTU	KF(R)-50GW/A	5000	5050	14	41	1050*360*240	860*340*600	235
24000BTU	KF(R)-70GW/A	7000	7100	16	55	1050*360*240	918*400*750	175

## N Series



### Feature&Function

- 1: Use the Name Brand rotary type compressor
- 2: VFD temperature digital display
- 3: Self-diagnose capability, error code showing
- 4: Auto-defrosting, Energy Saving, Quiet operation
- 5: Sleeping Mode, Remote Control

BTU	Model	Capacity(w)		Weight(kg)		Package Dimension(mm)		40HQ (pcs)
		Cooling	Heating	Indoor	Outdoor	Indoor unit	Outdoor unit	
9000BTU	KF(R)-25GW/N	2500	2500	8	26	745*310*250	725*320*550	360
12000BTU	KF(R)-35GW/N	3500	3050	9	33	890*310*250	860*340*600	270

## H Series



### Feature&Function

- 1: Use the Name Brand rotary type compressor
- 2: LED temperature digital display
- 3: Self-diagnose capability, error code showing
- 4: Auto-defrosting, Energy Saving, Quiet operation
- 5: Sleeping Mode, Remote Control

BTU	Model	Capacity(w)		Weight(kg)		Package Dimension(mm)		40HQ (pcs)
		Cooling	Heating	Indoor	Outdoor	Indoor unit	Outdoor unit	
9000BTU	KF(R)-25GW/H	2500	2550	9	26	835*305*215	725*320*550	350
12000BTU	KF(R)-35GW/H	3500	3600	10	33	920*330*220	860*340*600	270
18000BTU	KF(R)-50GW/H	5000	5050	14	41	1050*360*240	860*340*600	235
24000BTU	KF(R)-70GW/H	7000	7100	16	55	1050*360*240	918*400*750	175
30000BTU	KF(R)-90GW/H	9000	9050	16	55	1250*360*240	1090*440*890	100



quiet operation



low voltage  
startup



high efficiency  
compressor



double muting  
technology



Two-bend  
evaporator



Negative ion



high efficiency  
cooling&heating

## B Series



### Feature&Function

- 1: Use the Name Brand rotary type compressor
- 2: LED temperature digital display
- 3: Self-diagnose capability, error code showing
- 4: Auto-defrosting, Energy Saving, Quiet operation
- 5: Sleeping Mode, Remote Control

BTU	Model	Capacity(w)		Weight(kg)		Package Dimension(mm)		40HQ (pcs)
		Cooling	Heating	Indoor	Outdoor	Indoor unit	Outdoor unit	
9000BTU	KF(R)-25GW/F	2500	2550	8	26	845*315*220	725*320*550	355
12000BTU	KF(R)-35GW/F	3500	3600	9	32	845*315*220	860*350*600	275
15000BTU	KF(R)-45GW/F	4500	4600	12	38	935*345*225	860*350*600	260
18000BTU	KF(R)-50GW/F	5000	5050	14	43	1055*365*255	860*350*600	235
24000BTU	KF(R)-70GW/F	7000	7100	16	55	1055*365*255	920*400*750	175

## F1 Series



### Feature&Function

- 1: Use the Name Brand rotary type compressor
- 2: LED temperature digital display
- 3: Self-diagnose capability, error code showing
- 4: Auto-defrosting, Energy Saving, Quiet operation
- 5: Sleeping Mode, Remote Control

BTU	Model	Capacity(w)		Weight(kg)		Package Dimension(mm)		40HQ (pcs)
		Cooling	Heating	Indoor	Outdoor	Indoor unit	Outdoor unit	
9000BTU	KF(R)-25GW/F1	2500	2550	9	26	835*305*215	725*320*550	355
12000BTU	KF(R)-35GW/F1	3500	3600	10	33	920*330*220	860*340*600	265
18000BTU	KF(R)-50GW/F1	5000	5050	14	41	1050*360*240	860*340*600	240

## F2 Series



### Feature&Function

- 1: Use the Name Brand rotary type compressor
- 2: LED temperature digital display
- 3: Self-diagnose capability, error code showing
- 4: Auto-defrosting, Energy Saving, Quiet operation
- 5: Sleeping Mode, Remote Control

BTU	Model	Capacity(w)		Weight(kg)		Package Dimension(mm)		40HQ (pcs)
		Cooling	Heating	Indoor	Outdoor	Indoor unit	Outdoor unit	
18000BTU	KF(R)-50GW/F2	5000	5050	14	41	1050*360*240	860*340*600	265
24000BTU	KF(R)-70GW/F2	7000	7100	16	55	1050*360*240	918*400*750	180



quiet operation



low voltage  
startup



high efficiency  
compressor



double muting  
technology



Two-bend  
evaporator



Negative ion



high efficiency  
cooling&heating



## >Floor Standing Type



### Name brand compressor


TOSHIBA,HIGHLY and SANYO famed compressor for high efficiency, high reliability, longevity, lower noise,Over-current protection, Over-temperature protection, Liquid anti-strike capacity, good Liquid anti-strike capacity, High and low voltage protection and so on.

### Name brand motor

Adopt a famous brand motor with big diameter fans. Designed according to engineering elements, the air conditioners have the advantages of low noise, high reliability, water proof, high temperature resistance,and longer life-span, which can reach more than 50000 hours. and the air conditioners can improve energy efficiency ratio markedly.

### Name brand heat exchanger

With inner-groove copper and blue-colored heat exchanger, makes the heat-exchange's efficiency increase 25%, no scale and easy to clean





## Feature&Function

- 1: Use the Name Brand rotary and scroll type compressor
- 2: VFD temperature digital display
- 3: Self-diagnose capability, error code showing
- 4: Auto-defrosting, Energy Saving, Quiet operation
- 5: Sleeping Model, Remote Control



quiet operation



low voltage startup



high efficiency compressor



double muting technology



Two-bend evaporator



Negative ion



high efficiency cooling&heating

BTU	Model	Capacity(w)		Weight(kg)		Package Dimension(mm)		40HQ (pcs)
		Cooling	Heating	Indoor	Outdoor	Indoor unit	Outdoor unit	
18000BTU	KF(R)-50LW	5000	5000	35	55	17500*310*560	860*340*600	100
24000BTU	KF(R)-70LW	7000	7050	42	65	17500*310*560	918*400*750	85
30000BTU	KF(R)-90LW	9000	9100	45	86	1870*370*600	990*440*890	70
42000BTU	KF(R)-120LW / S	12000	12500	55	118	1980*420*695	1980*420*695	50
48000BTU	KF(R)-140LW / S	14000	14500	58	125	1900*335*605	1980*420*695	50

## >Window Type

### Feature&Function

- 1: Use the Name Brand rotary type compressor
- 2: Auto-defrosting, Energy Saving, Quiet operation
- 3: Sleeping Mode, Remote Control



Cooling only

KC-25  
KC-35  
KC-45



Cooling and Heating

KCR-25  
KCR-35  
KCR-45



Cooling only

KC-50  
KC-70



Cooling and Heating

KCR-50  
KCR-70



quiet operation



low voltage  
startup



high efficiency  
compressor



double muting  
technology



Two-bend  
evaporator



Negative ion



high efficiency  
cooling&heating

BTU	Model	Capacity		weight	Package Dimension(mm)	40HQ (pcs)
		Cooling	Heating			
9000BTU	KC(R)-25(Y)	2500	2550	32	420*450*350	450
12000BTU	KC(R)-35(Y)	3500	3500	45	420*450*350	450
15000BTU	KC(R)-45(Y)	4500	4500	48	600*570*440	340
18000BTU	KC(R)-50(Y)	5000	5100	60	750*700*520	220
24000BTU	KC(R)-70(Y)	7000	7000	65	750*700*520	220

# >Cassette Type

## Feature&Function

- 1: Use the Name Brand rotary and scroll type compressor
- 2: Auto-defrosting, Energy Saving, Quiet operation
- 3: Sleeping Mode, Remote Control



Cooling only

KF-50QW  
KF-70QW  
KF-120QW/S



Cooling and Heating

KFR-50QW  
KFR-70QW  
KFR-120QW/S



quiet operation



low voltage  
startup



high efficiency  
compressor



double muting  
technology



Two-bend  
evaporator



Negative ion



high efficiency  
cooling&heating

BTU	Model	Capacity(w)		Weight(kg)		Package Dimension(mm)	
		Cooling	Heating	Indoor	Outdoor	Indoor unit	Outdoor unit
18000BTU	KF(R)-50QW	5000	5100	33	45	680*680*430	860*340*600
24000BTU	KF(R)-70QW	7000	7100	44	65	950*950*460	918*400*750
42000BTU	KF(R)-120QW/S	12000	12500	52	118	950*950*460	1980*420*695



Большая библиотека технической документации  
<http://splitoff.ru/tehn-doc.html>  
 каталоги, инструкции, сервисные мануалы, схемы.